
























Katy ISD Parent Technology Information

Parent Help Desk: 281-396-7663 (live access 5:00-8:00 PM through mid-September)

Parent Help Form: <http://tinyurl.com/katyparenthelp>

Resource	Description	Login Information	More Information
Home Access Center (HAC) 	Access to schedules, attendance, grades and student information.	First time access granted by campus. Log in using campus issued parent username and password.	http://tiny.cc/katy1 
KatyOnTheGo 	Mobile app for viewing grades, assignments, schedules, attendance, lunch balances and more.	First time access granted by campus. Log in using campus issued parent username and password for HAC.	http://tiny.cc/katy2 
InfoSnap 	Online Registration for students new to Katy ISD AND Yearly Returning Student Update.	Create an account with your personal email address and password. Parents will receive a unique SnapCode for each student, in August.	http://tiny.cc/katy3 
MyKaty 	Student portal with single sign on access to online resources, applications, and textbooks.	This is a student login only, using student ID & District password.	http://tiny.cc/katy4 
Canvas for Students 	Learning management system that connects the digital tools and resources teachers use in one place.	Student logs in to MyKaty. Click on the Elementary or Secondary Tab (located at the bottom). Click on the Canvas icon.	http://tiny.cc/katy5 
Canvas for Parents 	Courses/Classes using Canvas offer parent access to their students' digital work.	http://katyisd.instructure.com Log in using campus issued parent username and password for HAC.	http://tiny.cc/katy5 

<p>Office365</p> 	<p>Microsoft Office 2016 can be installed on personal computers or mobile devices for free because your student attends Katy ISD (up to 5 installs available for desktop and laptops; up to 5 installs available for mobile devices).</p>	<p>Student logs in to MyKaty. Click on the Productivity Tab (located at the bottom). Click on the Office365 icon. Click on the Install button.</p>	<p>http://tiny.cc/katy6</p> 
<p>KISD Parent Technology Page</p> 	<p>District resources for parents such as:</p>	<p>No Login Required</p>	<p>http://tiny.cc/katy7</p> 
<p>Parent T.I.P. Page</p> 	<p>Short videos and tutorials on using Katy ISD technology resources.</p>	<p>No Login Required</p>	<p>http://tiny.cc/katy8</p> 
<p>Curriculum Search</p> 	<p>Searchable district curriculum for the four core subjects which includes unit objectives by grading period.</p>	<p>No Login Required</p>	<p>Elem: http://tiny.cc/katy9</p>  <p>JH: http://tiny.cc/katy10</p>  <p>HS: http://tiny.cc/katy11</p> 
<p>Elem. Instructional Videos</p> 	<p>Short videos created by Katy ISD educators to demonstrate elements of classroom instruction.</p>	<p>No Login Required</p>	<p>http://tiny.cc/katy12</p> 